


# TIGER Neo

## 66HL5-BDV

695-720 Watt

BIFACIAL MODULE WITH DUAL GLASS

N-type



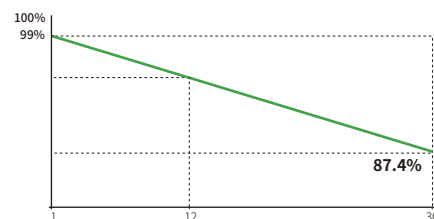
### N-Type Technology

N-Type modules with Tunnel Oxide Passivating Contacts (TOPcon) technology offer lower LID/LeTID degradation and better low light performance.



### HOT 3.0 Technology

N-type modules with JinkoSolar's HOT 3.0 technology offer better reliability and efficiency.



**12** Year Product Warranty | **30** Year Linear Power Warranty | **1%** First-year Degradation | **0.4%** Annual Degradation Over 30 Years

- IEC61215:2021 / IEC61730:2023
- IEC61701 / IEC62716 / IEC60068 / IEC62804
- ISO9001:2015: Quality Management System
- ISO14001:2015: Environment Management System
- ISO45001:2018: Occupational health and safety management systems



### Dual-Sided Power Generation

Dual-sided power generation gain increases with backside exposure to light, significantly reducing LCOE.



### Mechanical Load Enhanced

Certified to withstand:  
5400 Pa front side max static test load  
2400 Pa rear side max static test load



### SMBB Technology

Better light trapping and current collection to improve module power output and reliability.



### Anti-PID Guarantee

Minimizes the chance of degradation caused by PID phenomena through optimization of cell production technology and material control.

**JKM700-720N-66HL5-BDV-F2-EN**

# 66HL5-BDV 695-720 Watt

## Mechanical Characteristics

Cell Type	N- type Mono-crystalline
No. of cells	132 (66×2)
Dimensions	2384×1303×33 mm
Weight	37.5 kg
Front Glass	2.0 mm, Anti-Reflection Coating
Back Glass	2.0 mm, Heat Strengthened Glass
Frame	Anodized Aluminium Alloy
Junction Box	IP68 Rated
Protection Class	Class II
IEC Fire Type	Class C
Output Cables	4.0 mm <sup>2</sup> (+): 400 mm , (-): 200 mm or Customized Length

## Packaging Configuration

Pallet Dimensions	1325×1121×2496 mm
Packing Detail (Two pallets = One stack)	33 pcs/pallets, 594 pcs/ 40'HQ Container

## Specifications (STC)

Maximum Power - Pmax [Wp]	695	700	705	710	715	720
Maximum Power Voltage - Vmp [V]	40.29	40.42	40.53	40.65	40.77	40.89
Maximum Power Current - Imp [A]	17.25	17.32	17.40	17.47	17.54	17.61
Open-circuit Voltage - Voc [V]	48.24	48.40	48.56	48.73	48.88	49.04
Short-circuit Current - Isc [A]	18.33	18.40	18.46	18.53	18.60	18.67
Module Efficiency STC [%]	22.37	22.54	22.70	22.86	23.02	23.18
Power Tolerance						0 ~ + 3 %
Temperature Coefficients of Pmax						-0.29 %/°C
Temperature Coefficients of Voc						-0.25 %/°C
Temperature Coefficients of Isc						0.045 %/°C

STC: Irradiance 1000W/m<sup>2</sup>, Cell Temperature 25°C, AM=1.5

## Specifications (BNPI)

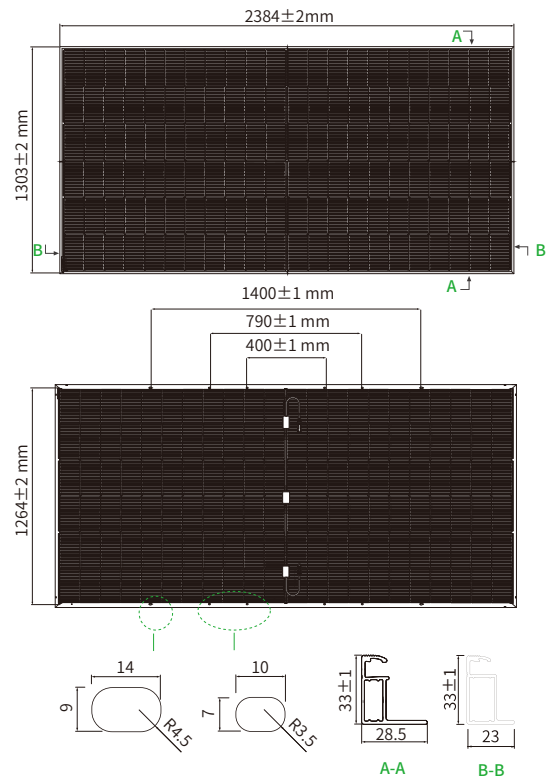
Maximum Power - Pmax [Wp]	767	773	779	784	790	795
Maximum Power Voltage - Vmp [V]	40.26	40.41	40.55	40.66	40.80	40.92
Maximum Power Current - Imp [A]	19.05	19.13	19.21	19.28	19.36	19.43
Open-circuit Voltage - Voc [V]	48.34	48.47	48.59	48.72	48.85	48.99
Short-circuit Current - Isc [A]	20.25	20.33	20.40	20.48	20.55	20.63

BNPI: Irradiance: front 1000W/m<sup>2</sup>, rear 135W/m<sup>2</sup>, Cell Temperature 25°C, AM=1.5

## Application Conditions

Operating Temperature	-40 °C ~ +70 °C
Maximum System Voltage	1500 VDC (IEC)
Maximum Series Fuse Rating	35 A
Bifaciality Coefficient	φVoc: 98±5 %, φIsc: 80±5 %, φPmax: 80±5 %

## Engineering Drawings



\*Note: For specific dimensions and tolerance ranges, please refer to the corresponding detailed module drawings.

## Electrical Performance

